

ORDER APPROVING THE COUNTY TREASURER'S MONTHLY REPORT

At a regular meeting of the Commissioners' Court of Bastrop County, Texas, held on the 23rd day of January, on a motion made by Commissioner and seconded by Commissioner Beckett, the following order was adopted:

Pina

WHEREAS, Section 114.026 of the Local Government Code of the State of Texas requires that the County Treasurer provide the Commissioners' Court with detailed financial reports of the regular term of the Commissioners' Court; and

WHEREAS, the County Treasurer makes all books and accounts available to the Commissioners' Court for inspection and examination as they desire; and

WHEREAS, the County Treasurer has presented to the Commissioners' Court a report for the month ended December 31, 2011;

NOW, THEREFORE, IT IS HEREBY ORDERED by the Commissioners' Court of Bastrop County, Texas that such Treasurer's report for the month ended, December 31, 2011 be, and hereby is, approved and accepted as correct.

FURTHER, as specifically required by statute, the Commissioners' Court states that the amounts received and paid from each fund since the preceding County Treasurer's Monthly report and the balances remaining in the County Treasurer's custody at the end of the reporting period are as follows:

FUND	BALANCE 12/1/2011	RECEIPTS	SUBTOTAL	MONTHLY DISBURSEMENTS	BANK BALANCE 12/31/2011	G/L BALANCE 12/31/2011
GENERAL	608,002.71	3,929,510.88	4,537,513.59	2,198,086.39	2,339,427.20	1,046,187.02
R & B PCT.#1	371,033.09	178,329.60	549,362.69	62,855.98	486,506.71	483,258.11
R & B PCT. #2	435,951.31	342,886.36	778,837.67	145,764.61	633,073.06	531,837.28
R & B PCT.#3	320,118.10	247,194.46	567,312.56	116,587.57	450,724.99	338,351.70
R & B PCT.#4	946,175.01	221,250.40	1,167,425.41	115,212.78	1,052,212.63	1,055,188.61
230 WILDFIRE - FMAG	-12,231.85	0.00	-12,231.85	212,068.83	-224,300.68	-30,154.12
235 WILDFIRE - FEMA PA	3,092,123.85	0.00	3,092,123.85	767,599.53	2,324,524.32	2,324,524.32
C/O 2006	104,312.81	52.57	104,365.38	23,750.00	80,615.38	104,365.38
C/O 2010	678,706.70	684.00	679,390.70	312.50	679,078.20	670,205.04


FUND	BALANCE 12/1/2011	RECEIPTS	SUBTOTAL	MONTHLY DISBURSEMENTS	BANK BALANCE 12/31/2011	G/L BALANCE 12/31/2011
INTEREST & SINKING	1,241,138.97	737,143.78	1,978,282.75	0.00	1,978,282.75	1,978,282.75
MEDIATION	69,146.88	1,034.64	70,181.52	410.60	69,770.92	69,770.92
DA HOT CHECK FEE	133,229.58	1,609.56	134,839.14	708.78	134,130.36	134,101.76
DA SPECIAL ACCOUNT	4,485.38	0.00	4,485.38	1,730.78	2,754.60	2,754.60
ROAD DISTRICT #3	11,693.14	2,952.45	14,645.59	175.40	14,470.19	14,470.19
HOUSTON TOAD	444,475.29	6,418.14	450,893.43	0.00	450,893.43	450,893.43
JUVENILE BOOT CAMP	251,299.22	206.44	251,505.66	274.10	251,231.56	251,398.75
LAW LIBRARY	118,409.59	3,101.71	121,511.30	3,407.10	118,104.20	116,074.75
CRIMINAL JUSTICE PLAN	150,952.40	118.00	151,070.40	83,419.41	234,489.81	234,270.81
D A LAW ENFORCEMENT	169,182.96	139.07	169,322.03	0.00	169,322.03	169,322.03
INMATE TELEPHONE	108,480.14	15,372.29	123,852.43	17.72	123,834.71	123,834.71
ELECTIONS ADMIN	126,098.79	517.16	126,615.95	3,796.80	122,819.15	126,615.95
PAYROLL	132,573.99	2,751,131.38	2,883,705.37	2,620,586.93	263,118.44	3,096.59
JP1 & JP3 CC FUND	22,309.52	44,822.63	67,132.15	50,961.73	16,170.42	16,170.42
HOT TAX FUND	4,310.14	33,395.36	37,705.50	0.00	37,705.50	37,705.50
TOTALS	9,527,667.58	8,484,475.52	18,012,143.10	6,407,727.54	12,037,185.49	10,214,821.00


TEX POOL	BALANCE 12/1/2011	MONTHLY TRANSFERS	SUB TOTAL	INTEREST	BALANCE 12/31/2011
GENERAL FUND	42,830.75	0.00	42,830.75	2.93	42,833.68
R & B PCT. #1	231,230.29	0.00	231,230.29	15.89	231,246.18
R & B PCT. #2	63,968.28	0.00	63,968.28	4.38	63,972.66


TEX POOL	BALANCE 12/1/2011	MONTHLY TRANSFERS	SUB TOTAL	INTEREST	BALANCE 12/31/2011

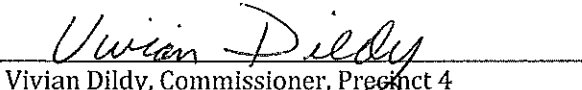
R & B PCT. #3	230,855.88	0.00	230,855.88	15.85	230,871.73
R & B PCT. #4	579,761.96	0.00	579,761.96	39.86	579,801.82
INT & SINK	314.48	0.00	314.48	0.00	314.48
C/O 2006	0.00	0.00	0.00	0.00	0.00
C/O 2010	5,010,228.72	0.00	5,010,228.72	344.47	5,010,573.19
COMPLEX FIRE	3,000,018.88	0.00	3,000,018.88	206.29	3,000,225.17
TEX POOL SUBTOTAL	9,159,209.24	0.00	9,159,209.24	629.67	9,159,838.91
TEXAS TERM	1,256,064.55	0.00	1,256,064.55	116.59	1,256,181.14
MBIA	1,139,506.40	0.00	1,139,506.40	187.89	1,139,694.29
TOTALS	11,554,780.19	0.00	11,554,780.19	934.15	11,555,714.34


 Ronnie McDonald, Bastrop County Judge


 Clara Beckett, Commissioner, Precinct 2


 William Piña, Commissioner, Precinct 1


 John Klaus, Commissioner, Precinct 3


 Vivian Dildy, Commissioner, Precinct 4


 Lisa Smith, County Auditor

