

ORDER APPROVING THE COUNTY TREASURER'S MONTHLY REPORT

Page

At a regular meeting of the Commissioners' Court of Bastrop County, Texas, held on the 23rd day of May, on a motion made by Commissioner and seconded by Commissioner *Pa*, the following order was adopted:

WHEREAS, Section 114.026 of the Local Government Code of the State of Texas requires that the County Treasurer provide the Commissioners' Court with detailed financial reports of the regular term of the Commissioners' Court; and

WHEREAS, the County Treasurer makes all books and accounts available to the Commissioners' Court for inspection and examination as they desire; and

WHEREAS, the County Treasurer has presented to the Commissioners' Court a report for the month ended April, 2016;

NOW, THEREFORE, IT IS HEREBY ORDERED by the Commissioners' Court of Bastrop County, Texas that such Treasurer's report for the month ended, April, 2016 be, and hereby is, approved and accepted as correct.


FURTHER, as specifically required by stature, the Commisssoners' Court states that the amounts received and paid from each fund since the preceding County Treasurer's Monthly report and the balances remaining in the County Treasurer's custody at the end of the reporting period are as follows:

FUND TOTALS	BALANCE 04/01/2016	RECEIPTS	SUBTOTAL	MONTHLY DISBURSEMENTS	BANK BALANCE 04/30/2016	G/L BALANCE 04/30/2016
*****	*****	*****	*****	*****	*****	*****
GENERAL	14,335,939.49	1,004,992.84	15,340,932.33	2,370,632.18	12,970,300.15	13,008,351.59
DEDICATED FUNDS	1,273,886.35	37,567.17	1,311,453.52	5,037.53	1,306,415.99	1,305,698.26
R & B PCT.#1	2,251,771.34	45,397.27	2,297,168.61	123,058.24	2,174,110.37	2,191,024.07
R & B PCT. #2	2,509,475.74	61,147.63	2,570,623.37	148,143.36	2,422,480.01	2,458,506.39
R & B PCT.#3	2,372,255.89	50,911.05	2,423,166.94	73,339.56	2,349,827.38	2,357,229.06
R & B PCT.#4	2,732,894.62	50,998.91	2,783,893.53	417,727.76	2,366,165.77	2,366,439.19
235 WILDFIRE - FEMA PA	4,037,150.03	136,248.20	4,173,398.23	1,877,584.65	2,295,813.58	2,295,813.58
275 ELGIN TIRZ	315,000.00	0.00	315,000.00	0.00	315,000.00	315,000.00

FUND TOTALS	BALANCE 04/01/2016	RECEIPTS	SUBTOTAL	MONTHLY DISBURSEMENTS	BANK BALANCE 04/30/2016	G/L BALANCE 04/30/2016
INTEREST & SINKING	5,457,358.73	64,127.10	5,521,485.83	500.00	5,520,985.83	5,520,985.83
MEDIATION	62,495.21	1,222.62	63,717.83	1,506.86	62,210.97	63,260.97
DA HOT CHECK FEE	139,019.30	741.72	139,761.02	93.60	139,667.42	139,667.42
DA SPECIAL ACCOUNT	260.44	0.00	260.44	2,034.64	-1,774.20	-1,774.20
ROAD DISTRICT #3	2,697.26	240.05	2,937.31	0.00	2,937.31	2,937.31
ENVIRONMENTAL RESTORATION	6,186.22	0.00	6,186.22	0.00	6,186.22	6,186.22
HOUSTON TOAD	201,230.56	1,666.43	202,896.99	0.00	202,896.99	202,896.99
JUVENILE BOOT CAMP	148,862.62	120.39	148,983.01	17,294.38	131,688.63	131,688.63
LAW LIBRARY	49,584.35	3,859.17	53,443.52	4,114.54	49,328.98	48,932.98
CRIMINAL JUSTICE PLAN	222,192.87	0.00	222,192.87	158,040.09	64,152.78	63,957.28
D A LAW ENFORCEMENT	157,601.69	129.53	157,731.22	0.00	157,731.22	157,731.22
INMATE TELEPHONE	132,542.94	28,827.28	161,370.22	18,711.90	142,658.32	143,869.30
ELECTIONS ADMIN	58,629.10	0.00	58,629.10	0.00	58,629.10	58,629.10
PAYROLL	351,025.88	2,290,218.98	2,641,244.86	2,288,442.06	352,802.80	352,802.80
JP1 & JP3 CC FUND	51,964.60	98,594.53	150,559.13	78,516.17	72,042.96	72,042.96
HOT TAX FUND	461,376.81	40,019.66	501,396.47	69,194.22	432,202.25	408,653.21
ADULT PROBATION	119,745.61	105,412.58	225,158.19	130,116.07	95,042.12	95,042.12
FUND TOTALS	37,451,147.65	4,022,443.11	41,473,590.76	7,784,087.81	33,689,502.95	33,765,572.28

TEX POOL SUBTOTALS	BALANCE 04/01/2016	MONTHLY TRANSFERS	SUB TOTAL	INTEREST	BALANCE 04/30/2016

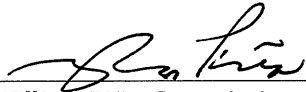
GENERAL FUND	20,082,235.27	0.00	20,082,235.27	5,578.26	20,087,813.53
R & B PCT. #1	232,122.74	0.00	232,122.74	64.46	232,187.20
R & B PCT. #2	64,215.18	0.00	64,215.18	17.83	64,233.01
R & B PCT. #3	231,747.10	0.00	231,747.10	64.40	231,811.50
R & B PCT. #4	582,000.87	0.00	582,000.87	161.64	582,162.51
INT & SINK	314.48	0.00	314.48	0.00	314.48
COMPLEX FIRE	201,414.18	0.00	201,414.18	55.97	201,470.15
TEX POOL SUBTOTAL	21,394,049.82	0.00	21,394,049.82	5,942.56	21,399,992.38
TEXAS TERM	1,261,697.64	0.00	1,261,697.64	433.21	1,262,130.85
MBIA	1,148,293.37	0.00	1,148,293.37	525.18	1,148,818.55
SUBTOTAL INVESTMENTS	23,804,040.83	0.00	23,804,040.83	6,900.95	23,810,941.78



Paul Pape, Bastrop County Judge




Clara Beckett, Commissioner, Precinct 2



William Piña, Commissioner, Precinct 1



John Klaus, Commissioner, Precinct 3



Bubba Snowden, Commissioner, Precinct 4



Lisa Smith, County Auditor

