


FUND TOTALS	BALANCE 04/01/2018	RECEIPTS	SUBTOTAL	MONTHLY DISBURSEMENTS	BANK BALANCE 04/30/2018	G/L BALANCE 04/30/2018
INTEREST & SINKING	5,626,366.52	97,273.58	5,723,640.10	19,280.00	5,704,360.10	5,704,360.10
MEDIATION	71,604.05	1,195.00	72,799.05	478.06	72,320.99	72,320.99
DA HOT CHECK FEE	140,791.61	329.57	141,121.18	294.28	140,826.90	140,509.53
DA SPECIAL ACCOUNT	-2,105.14	0.00	-2,105.14	1,677.22	-3,782.36	-3,782.36
ROAD DISTRICT #3	461.87	0.00	461.87	0.00	461.87	461.87
ENVIRONMENTAL RESTORATION	6,295.77	0.00	6,295.77	0.00	6,295.77	6,295.77
HOUSTON TOAD	258,313.17	3,420.46	261,733.63	0.00	261,733.63	261,733.63
JUVENILE BOOT CAMP	320,763.17	516.84	321,280.01	597.20	320,682.81	320,682.81
LAW LIBRARY	60,953.83	3,242.00	64,195.83	8,382.42	55,813.41	59,930.41
CRIMINAL JUSTICE PLAN	322,881.74	0.00	322,881.74	281,646.44	41,235.30	41,940.30
D A LAW ENFORCEMENT	160,093.58	258.08	160,351.66	0.00	160,351.66	160,351.66
INMATE TELEPHONE	161,227.74	29,383.35	190,611.09	25,208.83	165,402.26	166,731.82
ELECTIONS ADMIN	129,505.86	750.00	130,255.86	5,710.77	124,545.09	130,255.86
PAYROLL	70,787.56	2,516,306.22	2,587,093.78	2,571,440.24	15,653.54	15,653.54
JP1 & JP3 CC FUND	157,643.75	149,916.92	307,560.67	208,149.05	99,411.62	99,411.62
HOT TAX FUND	389,657.13	40,437.85	430,094.98	45,545.11	384,549.87	381,361.42
ADULT PROBATION	218,272.11	120,456.99	338,729.10	134,596.79	204,132.31	204,132.31
FUND TOTALS	40,611,870.12	6,755,519.27	47,367,389.39	7,211,632.37	40,155,757.02	40,168,690.56

TEX POOL SUBTOTALS	BALANCE 04/01/2018	MONTHLY TRANSFERS	SUB TOTAL	INTEREST	BALANCE 04/30/2018

GENERAL FUND	20,317,275.93	0.00	20,317,275.93	27,894.89	20,345,170.82
R & B PCT. #1	235,604.59	0.00	235,604.59	323.46	235,928.05
R & B PCT. #2	65,178.34	0.00	65,178.34	89.51	65,267.85
R & B PCT. #3	235,223.24	0.00	235,223.24	322.95	235,546.19
R & B PCT. #4	590,730.87	0.00	590,730.87	811.02	591,541.89
COMPLEX FIRE	204,435.42	0.00	204,435.42	280.69	204,716.11
TEX POOL SUBTOTAL	21,648,763.33	0.00	21,648,763.33	29,722.83	21,678,486.16
TEXAS TERM	1,281,678.72	0.00	1,281,678.72	1,737.37	1,283,416.09
MBIA	1,172,606.50	0.00	1,172,606.50	1,875.78	1,174,482.28
SUBTOTAL INVESTMENTS	24,103,048.55	0.00	24,103,048.55	33,335.98	24,136,384.53




Paul Pape, Bastrop County Judge



Clara Beckett, Commissioner, Precinct 2




Mel Hamner, Commissioner, Precinct 1



Mark Meuth, Commissioner, Precinct 3



Bubba Snowden, Commissioner, Precinct 4



Lisa Smith, County Auditor

